



ESTABLISHED HEALTH TECH LEADERS
WITH NATIONAL AND SUPRA-REGIONAL
DEPLOYMENTS ACROSS
30+ COUNTRIES WORLDWIDE



GLOBAL EXPERTISE, LOCAL SUPPORT

Since launching as a spin-out from the University of Oxford, **Brainomix** have developed **award-winning AI-powered** imaging biomarkers, assisting physicians across the world to make better life-saving decisions.

Our dedicated field operations team works closely with each hospital to deliver ongoing support, including installation and training, while also working to drive wider adoption of the technology.

We invite you to see a demonstration of Brainomix 360.

To find out how Brainomix 360 can benefit you and your patients, visit our website or contact us:

Brainomix USA Inc.
Suite 200
101 W. Grand Avenue
Chicago, IL 60654

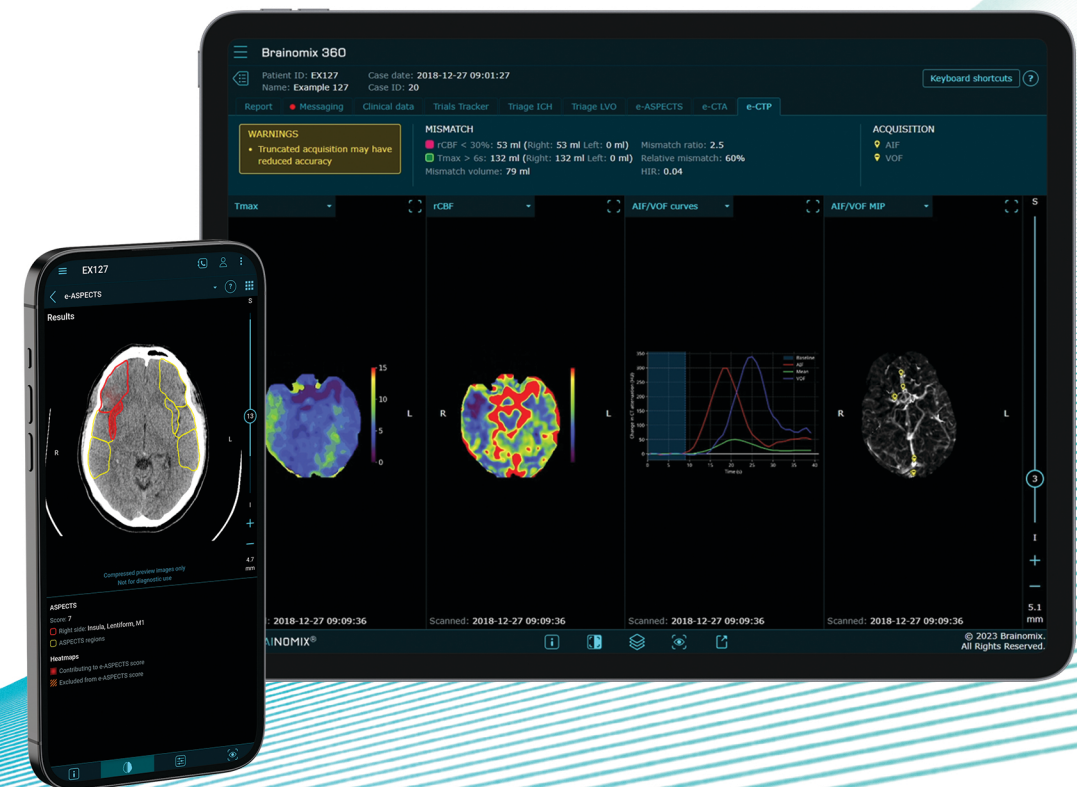
☎ +1 (984) 239-7411
✉ info@brainomix.com



www.brainomix.com

Brainomix 360

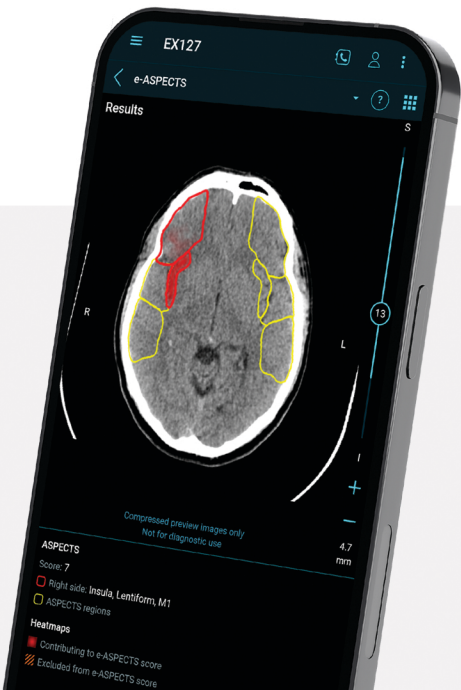
THE NEXT GENERATION OF STROKE AI IMAGING



CUTTING-EDGE TECHNOLOGY

The Brainomix 360 platform is a collection of **FDA-cleared** devices using our state-of-the-art AI algorithms to support doctors by providing real-time interpretation of brain scans to aid treatment and transfer decisions for stroke patients, with an aim towards enabling more patients to receive the right treatment, in the right place, at the right time.

Our proprietary software can uniquely generate critical information from simple brain scans that can help expand patient access by advancing the value of simple imaging. Our patented **heat map** allows for a more nuanced assessment of each ASPECTS region.

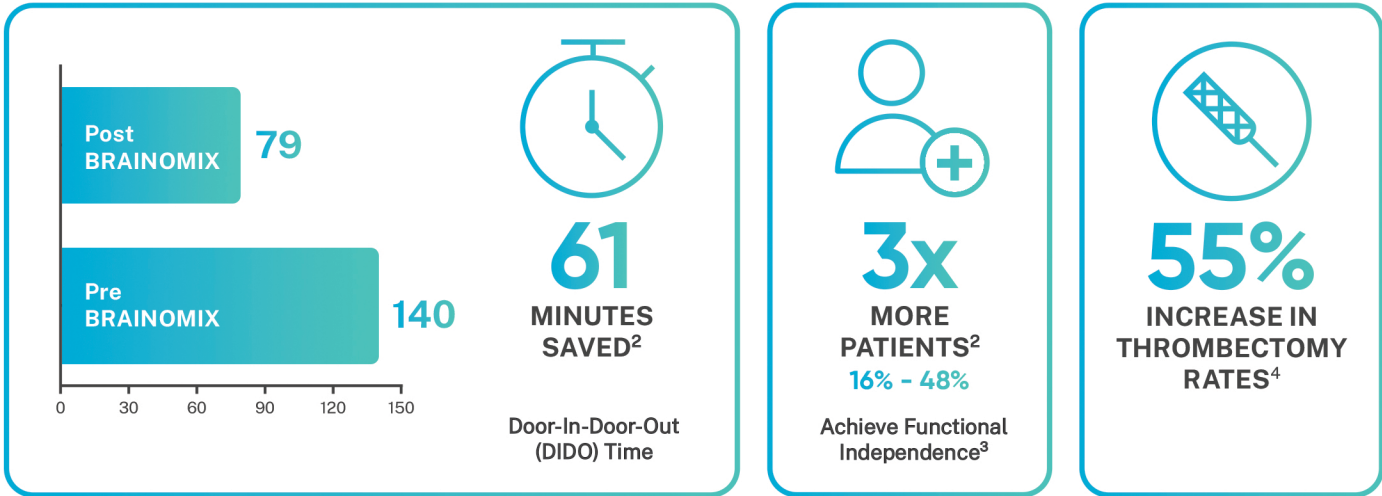


TRANSFORMING TREATMENT

Born in Oxford, Brainomix 360 was designed from a heritage of academic and scientific excellence, with now more than 60 publications demonstrating the value and impact of our transformative technologies.

The Brainomix 360 platform has been shown worldwide to¹:

- **ENABLE FASTER TREATMENT**
- **EXPAND PATIENT ACCESS TO THROMBOLYSIS AND THROMBECTOMY**
- **IMPROVE OUTCOMES**

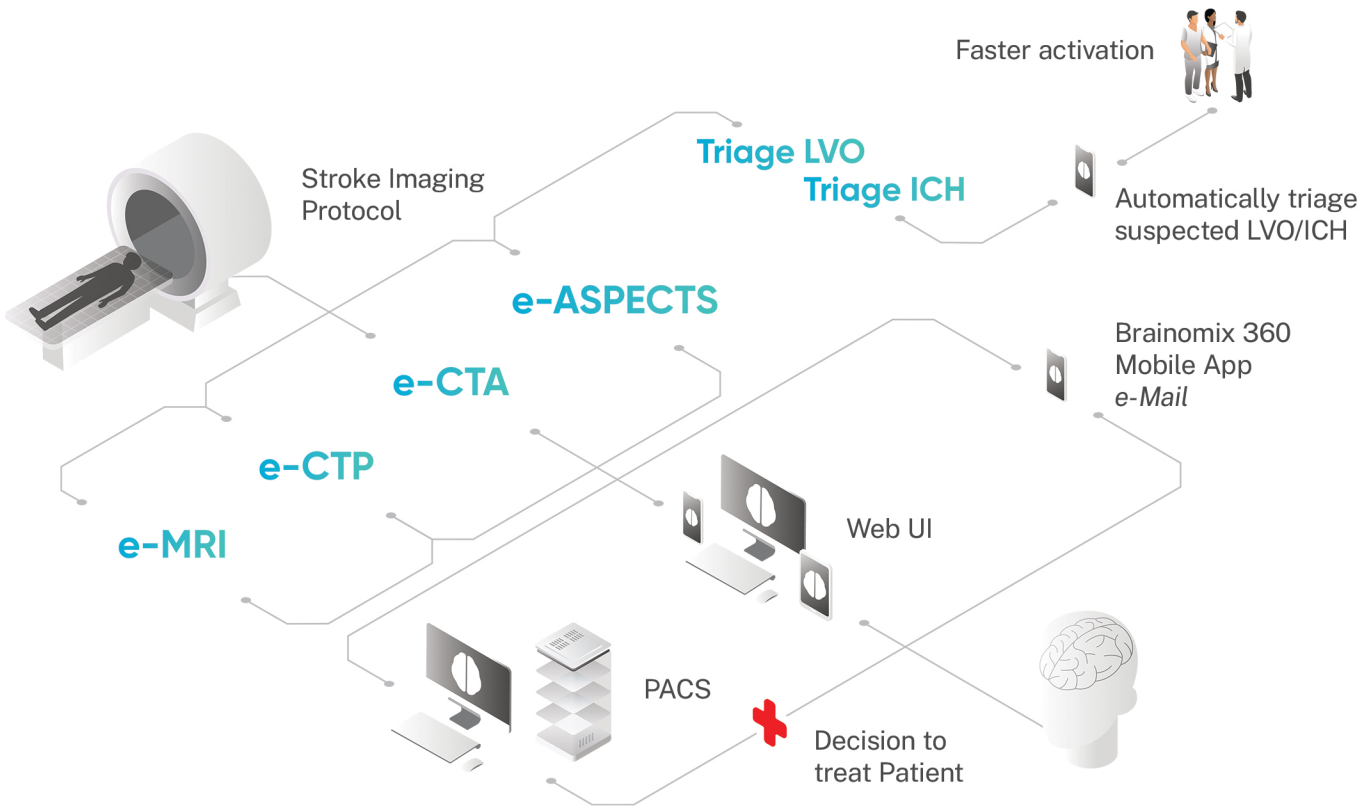


¹ Studies performed on the CE-marked Brainomix 360 platform
² Nagaratnam et al. Int J Stroke. 2021;16:28-29

³ Defined as mRS 0-2 @ 90 days
⁴ Independent report by Oxford AHSN, in press

DELIVERING FULL NETWORK SOLUTIONS

Brainomix 360 is a comprehensive platform designed to support clinicians and their imaging-based treatment decisions at all points across the stroke pathway, from simple imaging to more advanced imaging.



CONNECTING NETWORKS TO FACILITATE FASTER TREATMENT

The **Brainomix 360 Mobile App** allows clinicians to quickly and securely access, preview and share images and patient data across a network, send messages, make calls and enhance collaboration for patient care – all designed to optimize workflow, facilitating faster transfer and treatment decisions.

The **Trials Tracker** automatically assesses patient inclusion/exclusion against landmark trial criteria, while also allowing for customization to support on-going prospective trials.

