



Case Study

Brainomix & Visionable: Delivering Complete Solutions for Stroke

The two complementary technologies provide full pathway solutions for stroke teams, saving time, reducing workload, and supporting improved outcomes.

Visionable 

 BRAINOMIX™



The stroke team at Ipswich Hospital in Suffolk have recently incorporated two innovative technologies into their stroke service, the Visionable platform and Brainomix's e-Stroke AI software, which together have delivered solutions across the pathway, from the pre-acute phase to the intra-hospital phase. As a result, the team have observed a speedier delivery of care, superior performance metrics, and, most importantly, improved patient outcomes.



“I was treated with great care & speed. Once at the hospital, I was treated immediately & admitted to Shotley Ward.”

- Patient Feedback

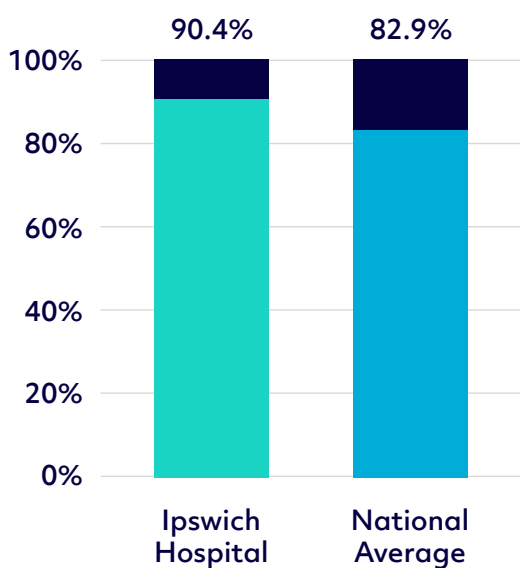
Part of the East Suffolk and North Essex NHS Foundation Trust (ESNEFT) and the East of England ISDN, Ipswich Hospital have for many years maintained a high-performing stroke service, reflected by their high SSNAP scores, including an impressive 13% thrombolysis rate for the 500 stroke patients admitted each year to Ipswich. The Visionable platform is now helping to maintain that top level of service, playing a key role in the East of England Telemedicine partnership and its use of remote consultations during out-of-hours service.

[The Paramedic Stroke Mimic Telemedicine Project](#) was established to explore the use of video-conferencing technology to support registered paramedics from the East of England Ambulance Service NHS Trust (EEAST) in their pre-hospital assessment of suspected stroke mimic patients. By collaborating with the local ambulance service, the team managed to reduce stroke mimic admissions by 87%, spotting the symptoms by way of a remote consultation at the patient’s home.

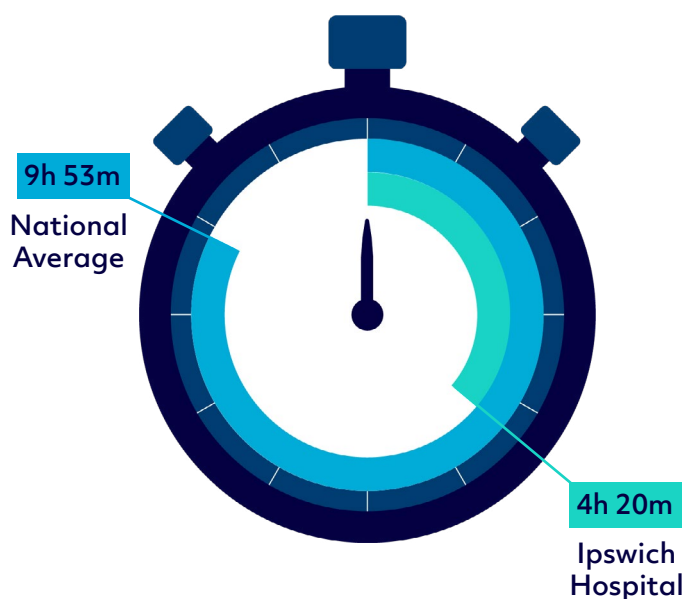


Recent performance metrics indicate that Ipswich continue to deliver best-in-class service, with their proportion of patients being assessed by a Stroke Consultant within 24 hours above the national average (90.4% vs 82.9%), along with how quickly that assessment takes place from admission (4 hours 20 minutes compared to 9 hours 53 minutes nationally).

Proportion of patients assessed by a Stroke Consultant within 24 hours



How quickly that assessment took place from admission

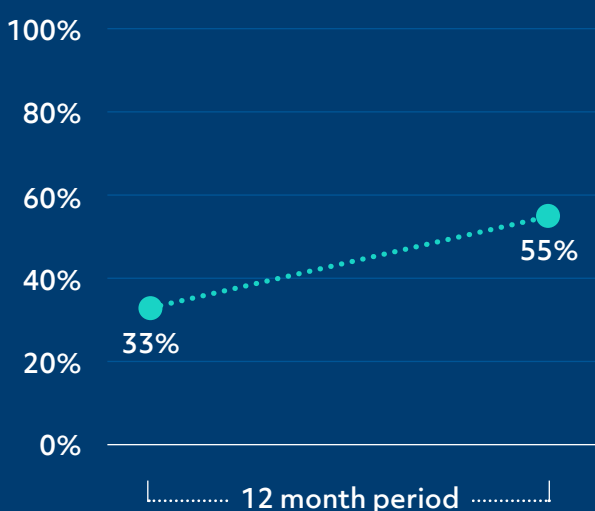


Patients admitted to Ipswich who are eligible for mechanical thrombectomy are transferred to the Royal London Hospital (RLH), a comprehensive stroke centre in Whitechapel that serves as a supraregional thrombectomy hub for Ipswich and a number of other stroke units across the Southeast of England. RLH are the epicentre of the largest stroke AI network in the UK, serving a population of over 9 million patients. Post implementation of Brainomix e-Stroke, mRS scores (0-3 months) increased from 33% to 55% within 12 months and continue to show an upward trend. MT procedures increased by an additional 163 patients in the same period, totalling 256, making it the one of the busiest MT centres anywhere in the UK.

“With RLH also using e-Stroke, we can communicate instantly, share images & make transfer decisions without delay.”

**- Dr Alam,
Stroke Consultant at
Ipswich Hospital**

mRS Scores (0-3 months)



MT procedures



The implementation of Brainomix's e-Stroke platform has played a key role in optimising Ipswich's thrombectomy referral service. "As a district general hospital, we don't have ready access to dedicated neuroradiologists to interpret every stroke scan. Having the AI software gives us more confidence when interpreting each scan – particularly the CTA's, where we look for a large vessel occlusion (LVO), a key indicator of patient eligibility for mechanical thrombectomy," noted Dr. Sajid Alam, Stroke Consultant at Ipswich Hospital.

"When you have to organize a blue-light ambulance transfer, refer the patient, speak to the patient's relatives, etc., your workload is extremely high. Using e-Stroke has helped reduce this burden, saving us precious minutes, as the scans are immediately available for viewing on the Brainomix web portal. With RLH also using e-Stroke, we can communicate instantly, share images and make transfer decisions without delay," continued Dr Alam.

Lynda Sibson, Telemedicine Manager, East of England Telemedicine Partnership also commented on the value that Visionable and Brainomix are delivering: "Both systems are easy and intuitive to operate, and highly complementary, ensuring timely sharing of clinical and radiological information that ultimately enables faster patient transfers. The companies are true partners, easy to work with and highly responsive. We have also found that the technologies are affording us clinicians more flexibility and an improved work-life balance – not something to be underestimated!"





“The strength of combining the proven technologies of Visionable and Brainomix means easy and instantaneous access to rich critical clinical information across the pre-acute and intra-hospital phases. Our joint approach will tackle head on many of the known systems bottlenecks where multiple stroke centres are involved in a highly time sensitive pathway. We are excited with the enhanced value this collaboration will bring to our customers.”

- Riaz Rahman, VP Healthcare Global at Brainomix

“Technology must make life easier for clinicians and improve treatment for patients; Brainomix and Visionable are delivering value in both areas. Combined, our complementary solutions have resulted in quicker delivery of care, instant access to rich data and improved patient outcomes – all while boosting job satisfaction for clinicians. The success so far is exciting, and we look forward to the growing impact our partnership will have on the quality of care for stroke patients.”

- Rob Hughes, Chief Commercial Officer at Visionable



Lynda Sibson, Telemedicine Manager, NHS East of England Stroke Telemedicine Partnership

Lynda manages the East of England Out of Hours (OOH) Stroke Telemedicine Partnership which provides an OOH service, linking 7 of the region's hospitals to an expert Stroke Consultant using Visionable's secure video conferencing telemedicine platform. This service supports local stroke staff with rapid access to stroke consultant expertise, allowing them to deliver local care for their patients presenting with acute ischaemic stroke.



Dr Sajid Alam, Stroke Consultant, Ipswich Hospital, East Suffolk and North East Essex Foundation Trust

Dr Alam has extensive clinical experience in delivering a full range of stroke services including Thrombolysis, Thrombectomy, Hyper Acute care, Acute Care, Rehabilitation, Service development and Inter-organisational working. He qualified at the Bart's & London School of Medicine and Dentistry in 2004. Dr Alam undertook a year of sub-specialist training for stroke medicine at Southend University Hospital, completing his training in 2014. He previously worked as a consultant at West Suffolk Hospital NHS Foundation Trust and Southend University Hospital.



Published
September 2022

Visionable 

 BRAINOMIX™